

MONTHLY UPDATE DECEMBER 2024

## About the Strategy

The RetirementPlus strategy is designed to take the challenge out of investing. With RetirementPlus your savings are invested in a mix of the Aurora Conservative Fund and Aurora Growth Fund that automatically changes according to your age. It's designed to reduce your investment risk as you get older. The Strategy is biased to investments that target a low-carbon economy and can contribute to a more sustainable future.

### STRATEGY OBJECTIVE

To deliver returns exceeding the CPI by 4.00% per annum before fees and tax, over a suggested investment timeframe of 10+ years.

As At 31/12/2024	1 Month (%)	3 Month (%)	6 Month (%)	1 Year (%)	3 Year (% p.a.)
Strategy return*	-0.96	2.96	7.40	13.93	1.71
Strategy objective**	-	1.61	3.01	6.15	8.64

\*Strategy returns are after fees, before taxes and are derived from the returns of the funds into which the strategy invests. Strategy returns are calculated based on the target allocation to underlying funds.

\*\*Strategy objective is CPI+4.00%. Latest CPI is used, as at 30 September 2024.

### TOP 10 STRATEGY HOLDINGS

As At 31/12/2024	Asset Class	% Weight
Fisher & Paykel Healthcare	Aus/NZ Equities	3.65
Cash	Cash	2.92
Auckland International Airport	Aus/NZ Equities	1.85
Meridian Energy	Aus/NZ Equities	1.83
Infratil	Aus/NZ Equities	1.81
Contact Energy	Aus/NZ Equities	1.77
Fletcher Building Ltd	Aus/NZ Equities	1.39
Nvidia	Global Equities	1.38
Fortinet	Global Equities	1.32
Apple	Global Equities	1.31

### STRATEGY INFORMATION

#### Long Term Investment Mix

80% Growth 20% Income

#### Risk Indicator



#### Lowerrisk

potentially lower returns

#### Higherrisk

potentially higher returns

#### Minimum Suggested

**Investment Timeframe:** 10 years

**Annual Management Fee:** 1.50%

**Annual Administration Fee:** \$36

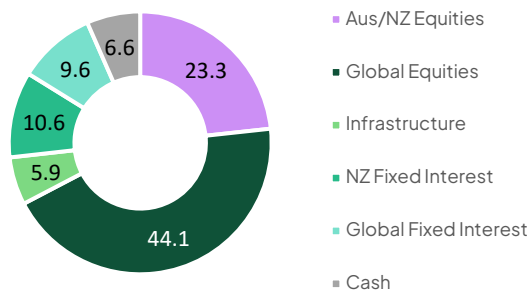
#### This strategy excludes:

- Controversial Weapons
- Pornography production
- Tobacco production
- Nuclear Weapons Components, Systems and Support Services
- Revenue from the extraction and sale of coal
- Evidence of fossil fuel reserves

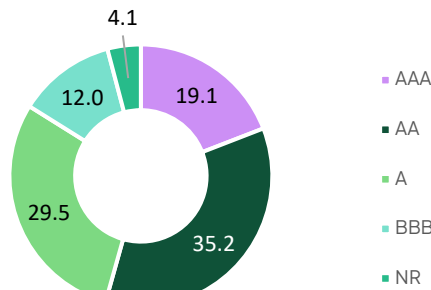
Additional exclusions apply to companies that meet certain business involvement criteria, subject to revenue thresholds.

For more information on exclusions, please read the [Aurora Statement of Investment Policy and Objectives](#).

### ASSET ALLOCATION (% PORTFOLIO)





### CREDIT RISK COMPOSITION (% INCOME ASSETS)








## Climate and environmental metrics

We monitor the climate impact of the investment in the portfolio through carbon metrics, such as the temperature alignment. We also monitor how much of the portfolio is aligned with the UN’s Sustainable Development Goals (SDGs), based on annual sales of the underlying companies. We prioritise the 4 SDGs that we regard as the most relevant to the climate and environment. These metrics are applied on the equity and listed infrastructure component of the portfolio.

### CARBON IN THE PORTFOLIO

	Portfolio Temperature Alignment	Portfolio Carbon Intensity
	 Based on portfolio carbon footprint	 Tonnes per \$1m of portfolio value
Portfolio	3.2 °C	261
Market Index*	3.6 °C	374

### CONTRIBUTION TO THE UNITED NATIONS SDGs

	SDG7 Affordable & clean energy	SDG9 Industry, innovation, & infrastructure	SDG11 Sustainable cities & communities	SDG13 Climate action	ALL Sustainable development goals
					
Contribution to Sales (%)					
Portfolio	6.1%	5.1%	15.0%	4.0%	68.4%
Market Index*	3.3%	4.9%	10.2%	2.6%	56.5%

Click for more information about [temperature alignment](#), [carbon intensity](#), and [sustainable development goals](#).

\*MSCI All Country World Index (ACWI) is used.


#### SOURCE



#### SOURCE



### OUR CHIEF INVESTMENT OFFICER



Sean Henaghan

Aurora is a proud member of the following:



### More Information

Before you decide to invest, please read the Product Disclosure Statement (PDS) and speak to your financial adviser. A PDS is available on the Aurora website at [aurora.co.nz](http://aurora.co.nz), from FundRock, or by going to [disclose-register.companiesoffice.govt.nz](http://disclose-register.companiesoffice.govt.nz)

#### DISCLAIMER

This publication is a summary accompanying the Product Disclosure Statement (PDS) for the Aurora KiwiSaver Scheme (Scheme), the Aurora Conservative Fund, and Aurora Growth Fund (Funds). It is not an offer, recommendation, or invitation, to purchase units in the Funds. The information provided is based on reliable sources, but Aurora and its affiliates do not guarantee its accuracy or completeness. Any reliance on this information is at your own risk. The options expressed are current at the time of this publication and may change without notice. This disclaimer also applies to FundRock and any entity distributing this publication. This information is not intended as financial advice, and individual investment advice should be sought from a qualified professional. Past performance is not indicative of future results, and investment capital may be subject to loss.

Reproduction of this document without permission is prohibited. FundRock NZ is the issuer and manager of the Scheme, while Aurora is the investment manager.

